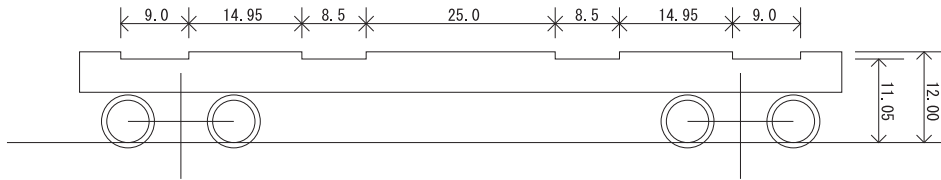
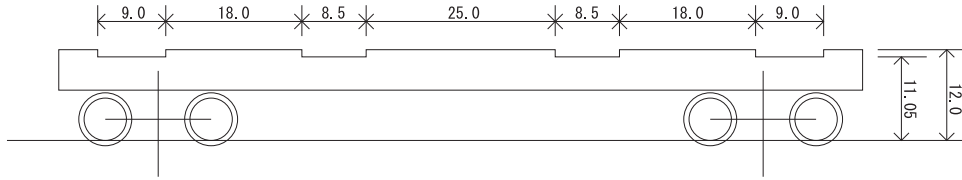


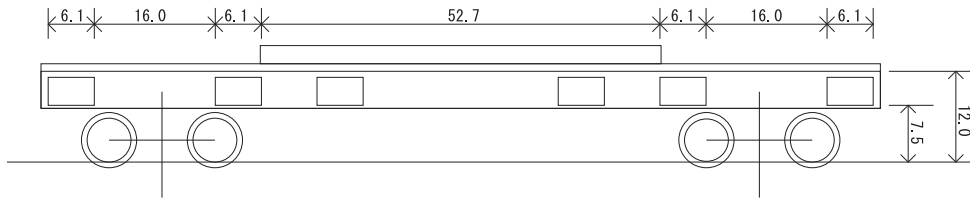
鉄コレMT-05



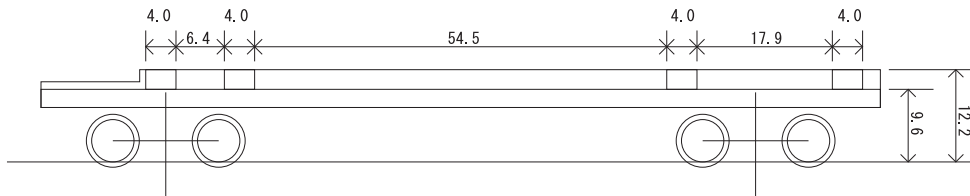
鉄コレMT-06




GM18m級新動力  
19m級新動力



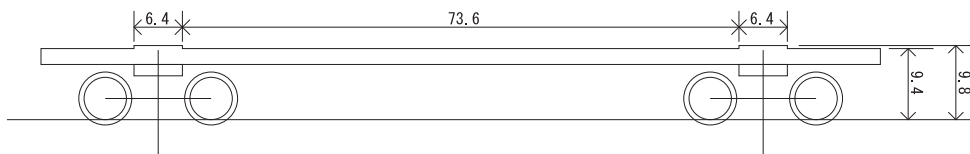
GM集電対応18m



GM18m級動力



GM京王5000系用



台枠下からアングルまでの幅 算出式

$a = \text{床板高さ} - (\text{実車床面高さ} \div 150 - \text{模型実測台枠厚さ})$